


# S.L.SURI .D.A.V.PUBLIC.SR.SEC.SCHOOL

JANAKPURI, NEW DELHI

## HOLIDAY HOMEWORK(2020-21) CLASS – PRE PRIMARY



Student's Name: \_\_\_\_\_

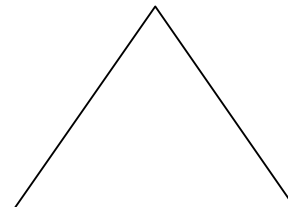


Date: \_\_\_\_\_



Summer Vacation is probably the best time of the year for you all; time for loads of ice cream, time to get pampered to no end and of course it is the time to strengthen the bonds with different members of the family. School is fun too, with learning happens all the time, summer vacation can also be a time for learning with lots of activities around.

Here are a few tasks for you to be completed during the vacation. Do remember to complete the given tasks after reading them carefully. You need to bring your research work to school on the first day of school without any delay.

- Happy Holidays! Play games with your parents and sibling and prove them who is the smartest.
- Spend some quality time with the elderly to show reverence and learn values from them.



## Some useful tips for summer vacation

Some do's and don'ts during summer vacation:

### Do's

- ✓ Drink plenty of water.
- ✓ Wear a face mask every time you go outside.
- ✓ Use sanitizer whenever required.
- ✓ Carry a water bottle everywhere you go.
- ✓ Wear cotton clothes.
- ✓ Eat seasonal fruits like musk-melon, water-melon, orange, cucumber, etc and take good diet.
- ✓ Drink buttermilk everyday.
- ✓ Discover your creativity through the worksheets given.
- ✓ Study for half an hour to one hour everyday.
- ✓ Enjoy various indoor games.



### Don'ts:

- Don't eat junk food.
- Don't step out of your house.
- Don't watch TV for a long time.
- Don't waste time on being lazy.
- Don't litter your place of living.

Summer vacations are eagerly awaited. These days can enrich our lives and give us plenty of memories. It is the best time for acquiring many new skills and learning good habits. This research work has been designed in a way that can enhance your learning ability. This Research work is aimed to make you a good Inquirer. By the end of the vacation we can expect you to bloom into a Knowledgeable, Caring and Reflective Inquirer! Be a cooperative, independent and responsible child during your vacation.

- ❖ Do the following homework in the notebooks.

## **ENGLISH**

- Practice of writing Aa-Zz in proper lines with correct formations without dots 5times.
- Recognition of Aa-Zz is must.
- Practice of reading and writing all words of vowel-'a'.
- Read sound story of vowel 'a' and 'e'.

## **Hindi**

- Practice of reading and writing vyanjans in proper lines with correct formation without dots which done till now.
- Learn all the vyanjan geet.
- ❖ Learn all English and Hindi rhymes of APRIL-MAY month.
- ❖ Prepare one English/Hindi story with appropriate props. Children will narrate the story after summer vacation.

## **MATHS**

- Practice before, after and between numbers from 1-10.
- Recognition of shape and colors is must.

**NOTE- COMPLETE ALL THE GIVEN WORKSHEETS AND MAITIAN WORKSHEET PROPERLY IN A FOLDER.**

## **ACTIVITIES;**

- ❖ Children have to do the following activities according to their roll no that is mentioned in the class list.

### **Roll NO.**

**1-10 – COVID-19** Children have to learn how we can protect our self from CORONA VIRUS. They have to make a list of precautions that we can do to protect us from CORONA VIRUS. Children have to make flash cards of things which we can use to protect us and cover it with plastic sheet.

**11-20- FLASH CARDS-** Children have to read and learn all the 'a' vowel words. And they have to make 'STICK PUPPET' of 'a' vowel words on the mount board like cat, mat, rat, and tag etc(same sound words). Its should be done neatly and make it more attractive by decorating it.

**21-30- SOURCE OF WATER-** Children have to find out the sources and uses of water with help of their parents.And they have to make chart of sources and uses of water on pastel sheets. Make sure that the size of pictures should be big.

**30-35- FOOD -** Children have to find out the difference between junk and healthy food and foods which helps us in growth and development of our body. Make a list of 10 healthy and junk food items. Make a wall of health and junk food items by using the wrappers and pictures. Use only pastel sheets to make food wall. You can also draw these things by yourself and color it nicely.

**NOTE-** Best work is going to be display in the classroom.

# About Me

My name is \_\_\_\_\_.

My birthday is in \_\_\_\_\_.

I am \_\_\_\_\_ years old.

I am a \_\_\_\_\_.(boy/girl)

I am studying in \_\_\_\_\_ school.

I am studying in \_\_\_\_\_ grade/class.

My favorite fruit is \_\_\_\_\_.

My favorite vegetable is \_\_\_\_\_.

My favorite color is \_\_\_\_\_.

My best friend's name is \_\_\_\_\_.

My favorite subject is \_\_\_\_\_.

My hobbies are \_\_\_\_\_.

I want to become a \_\_\_\_\_.



HOLIDAY HOMEWORK- 2020– 2021  
GRADE-PRE-PRIMARY  
PATTERN (STANDING LINE)

Student's Name: \_\_\_\_\_

Date: \_\_\_\_\_

Task- Trace the standing lines with a paint and cotton bud.

Duration: 15min



HOLIDAY HOMEWORK- 2020– 2021  
GRADE-PRE-PRIMARY  
PATTERN (SLEEPING LINE)

---

Student's Name:

Date:

---

Task- Trace the sleeping lines with a  
crayon.

Duration:  
15min



HOLIDAY HOMEWORK- 2020– 2021  
GRADE-PRE-PRIMARY  
PATTERN (SLANTING LINE)

---


Student's Name:

Date:

---

Task- Trace the slanting lines pattern with crayon.

Duration: 15min





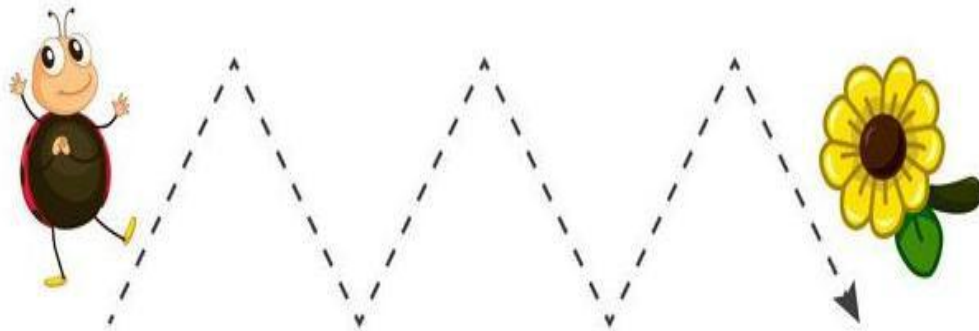
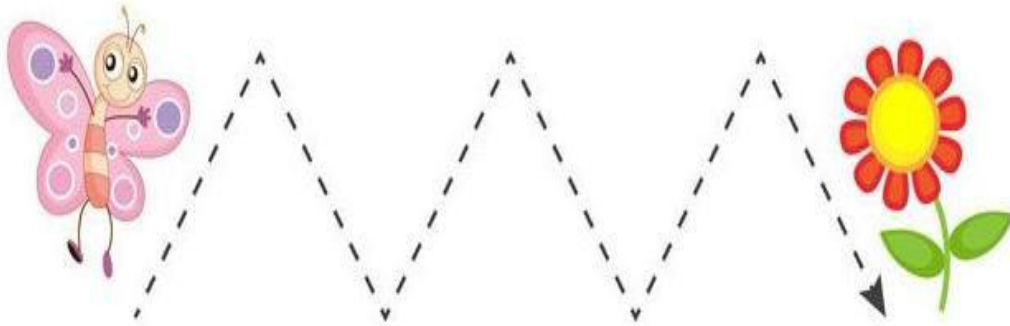
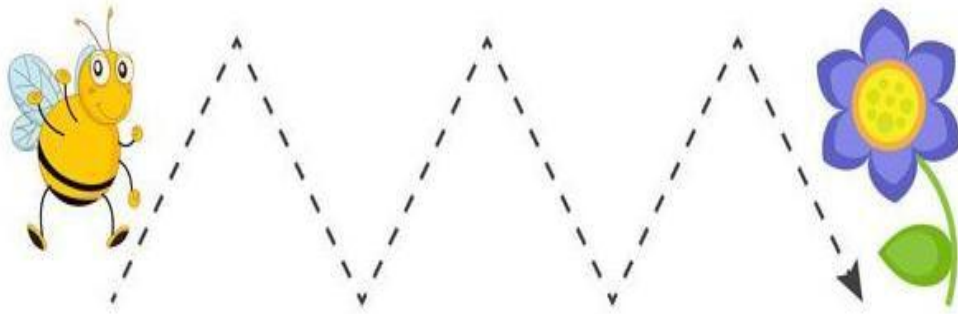
HOLIDAY HOMEWORK- 2020– 2021  
GRADE-PRE-PRIMARY  
PATTERN

Student's Name: \_\_\_\_\_

Date: \_\_\_\_\_

Task: Trace the slanting lines with a  
crayon.

Duration:  
15min



HOLIDAY HOMEWORK- 2020– 2021  
PRE-PRIMARY  
ENGLISH

Student's Name: \_\_\_\_\_

Date: \_\_\_\_\_

Task- Cut, paste and sort the upper case and lower-case alphabets

Letter Sort

UPPERCASE LETTERS	lowercase letters
----------------------	----------------------



B	n	I	H	q	N	g	L
h	a	R	A	G	r	Q	b

HOLIDAY HOMEWORK- 2020– 2021  
PRE-PRIMARY  
ENGLISH

Student's Name: \_\_\_\_\_

Date: \_\_\_\_\_

Word Matching

Match the words with the pictures.

sat



pat



rat



mat



cat



HOLIDAY HOMEWORK- 2020– 2021  
PRE-PRIMARY  
ENGLISH

Student's Name: \_\_\_\_\_

Date: \_\_\_\_\_

Short Vowel: a

Fill in the missing short vowels.



t \_\_\_\_\_ p



b \_\_\_\_\_ t



h \_\_\_\_\_ t



c \_\_\_\_\_ t



b \_\_\_\_\_ g



p \_\_\_\_\_ n

HOLIDAY HOMEWORK- 2020– 2021  
PRE-PRIMARY  
ENGLISH

Student's Name: \_\_\_\_\_

Date: \_\_\_\_\_

-an Words

Color

Trace

Write



man



can



van



ran

HOLIDAY HOMEWORK- 2020– 2021  
GRADE-PRE-PRIMARY  
HINDI

Student's Name:

Date:

अक्षर का अभ्यास

क

क क क क क क क क

ख

ख ख ख ख ख ख ख ख

ग

ग ग ग ग ग ग ग ग

घ

घ घ घ घ घ घ घ घ

ङ

ङ ङ ङ ङ ङ ङ ङ ङ

HOLIDAY HOMEWORK- 2020– 2021  
GRADE-PRE-PRIMARY  
HINDI

Student's Name: \_\_\_\_\_

Date: \_\_\_\_\_

चित्र के नाम के पहले अक्षर को लिखो  
Write the First Letter of the Picture

Blank writing box with four horizontal lines (blue, yellow, blue, red).



Blank writing box with four horizontal lines (blue, yellow, blue, red).



Blank writing box with four horizontal lines (blue, yellow, blue, red).



Blank writing box with four horizontal lines (blue, yellow, blue, red).



Blank writing box with four horizontal lines (blue, yellow, blue, red).



Blank writing box with four horizontal lines (blue, yellow, blue, red).



Blank writing box with four horizontal lines (blue, yellow, blue, red).



Blank writing box with four horizontal lines (blue, yellow, blue, red).



**HOLIDAY HOMEWORK- 2020– 2021**  
**GRADE-PRE-PRIMARY**  
**EVS-MY FAMILY**


---

**Student's Name:**

**Date:**

---

Task: Collect some pictures of you with your family members and make an album.





**HOLIDAY HOMEWORK- 2020– 2021**  
**GRADE-PRE-PRIMARY**  
**EVS-MY FAMILY**

---

**Student's Name:**

**Date:**

---

Task: Draw people living in the type of families mentioned below.

Duration: 15min

**NUCLEAR FAMILY**

**JOINT FAMILY**

**HOLIDAY HOMEWORK- 2020– 2021**  
**GRADE-PRE-PRIMARY**  
**ACTIVITY TASK**

---

**Student's Name:**

**Date:**


---

Task: Record your daily activities by taking your picture while doing it.

Example: helping in setting the bed, putting back your things in place etc.

Note: Parents can click the pictures.

Duration: 1 day




ACADEMIC SESSION 2020– 2021  
GRADE - PRE PRIMARY  
MATHS (IDENTIFICATION OF BASIC COLOURS )

Student's Name: \_\_\_\_\_

Date: \_\_\_\_\_

Task: Colour 1 - Orange ●, 2 - Brown ●, 3 - Dark brown ●,  
4 - Yellow ●, and 5 - Green ●.



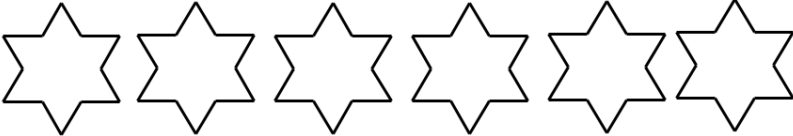
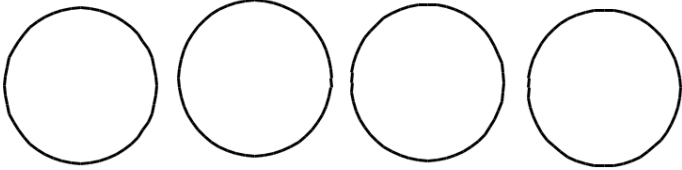


HOLIDAY HOMEWORK- 2020– 2021  
GRADE-PRE-PRIMARY  
MATHS

Student's Name: \_\_\_\_\_

Date: \_\_\_\_\_

Task: Colour the number of shapes according to the number given.

Duration: 25min

4	
2	
3	
1	


HOLIDAY HOMEWORK- 2020– 2021  
GRADE-PRE-PRIMARY  
MATHS-SHAPE-CIRCLE

Student's Name: \_\_\_\_\_

Date: \_\_\_\_\_

Duration:  
15min



Task- Trace the circles with a crayon.



HOLIDAY HOMEWORK- 2020– 2021  
GRADE-PRE-PRIMARY  
MATHS-SHAPE-CIRCLE

Student's Name:

Date:

<b>Before</b> 	<b>Number</b>	<b>After</b> 
	<b>6</b>	
	<b>2</b>	
	<b>4</b>	
	<b>3</b>	
	<b>10</b>	
	<b>1</b>	
	<b>7</b>	
	<b>8</b>	
	<b>9</b>	
	<b>5</b>	

HOLIDAY HOMEWORK- 2020– 2021  
GRADE-PRE-PRIMARY  
MATHS-SHAPE-CIRCLE

Student's Name: \_\_\_\_\_

Date: \_\_\_\_\_

What Comes Between?

Read the numbers loud. What number comes between the given numbers? Color the shapes and fill the numbers:

2  4

1  3

6  8

5  7

4  6

**GRADE-PRE-PRIMARY  
FUN ACTIVITY**

**Student's Name:** \_\_\_\_\_

**Date:** \_\_\_\_\_

## **BUILD A FORT**


**Things you need**

- Blankets
- Pillows
- Large Sheet (the bigger the better)
- Chairs
- Heavy Books

**Instructions:**

- You will place 2 chairs facing their back towards the fort on both sides. Make sure you have enough room to get inside and move around. If you need more room just space farther apart.
- After you have your chairs set up next drape a sheet over each set of chairs. This will make the wall. Next add a large sheet over the top of the fort.
- And last but not least you will make the inside of the fort your own. Perfect for family movie night.




**Pictures for reference:**





### **FEEDBACK FORM**

(To be filled in by parent and student after discussion with each other)

<u>CRITERIA</u>			
I enjoyed my homework			
I did most of the work on my own			
I did my work neatly			
I used different colours			
I clicked the pictures independently			
I'm confident learner			
I can now sing the rhymes shared			
I enjoyed watching the story			
I asked questions while watching the story; I'm an inquirer			
I can narrate the story on my own			