



Happy Holiday



"Enjoy holiday time with your family"



PRE SCHOOL



**S.L.SURI D.A.V. SR. SEC PUBLIC SCHOOL
JANAKPURI**

HOLIDAYS HOMEWORK 2024-25

Manure making and kitchen garden activity-

For manure making -Take any old water container, start collecting the peels of vegetables,fruits etc. in that container and observe it till it starts becoming manure. It is a time taking process and that is what nature teaches us to be patient. Use this manure in your plants grown at home.


Kitchen garden- Find colourful waste jars, pots,bottles etc. and fill them with good quality soil. Sow the seeds of pulses,fruit available in your kitchen eg. tomato, chilli, cucumber, lemon, mango, coriander, mint etc. Keep them in proper sunlight, water them daily and observe their growth time to time. Make sure you click your pictures while performing these activities.

Name: _____

Class: Pre School _____

TEARING AND PASTING

Tear the coloured paper (mango colours) and paste in the picture given below:

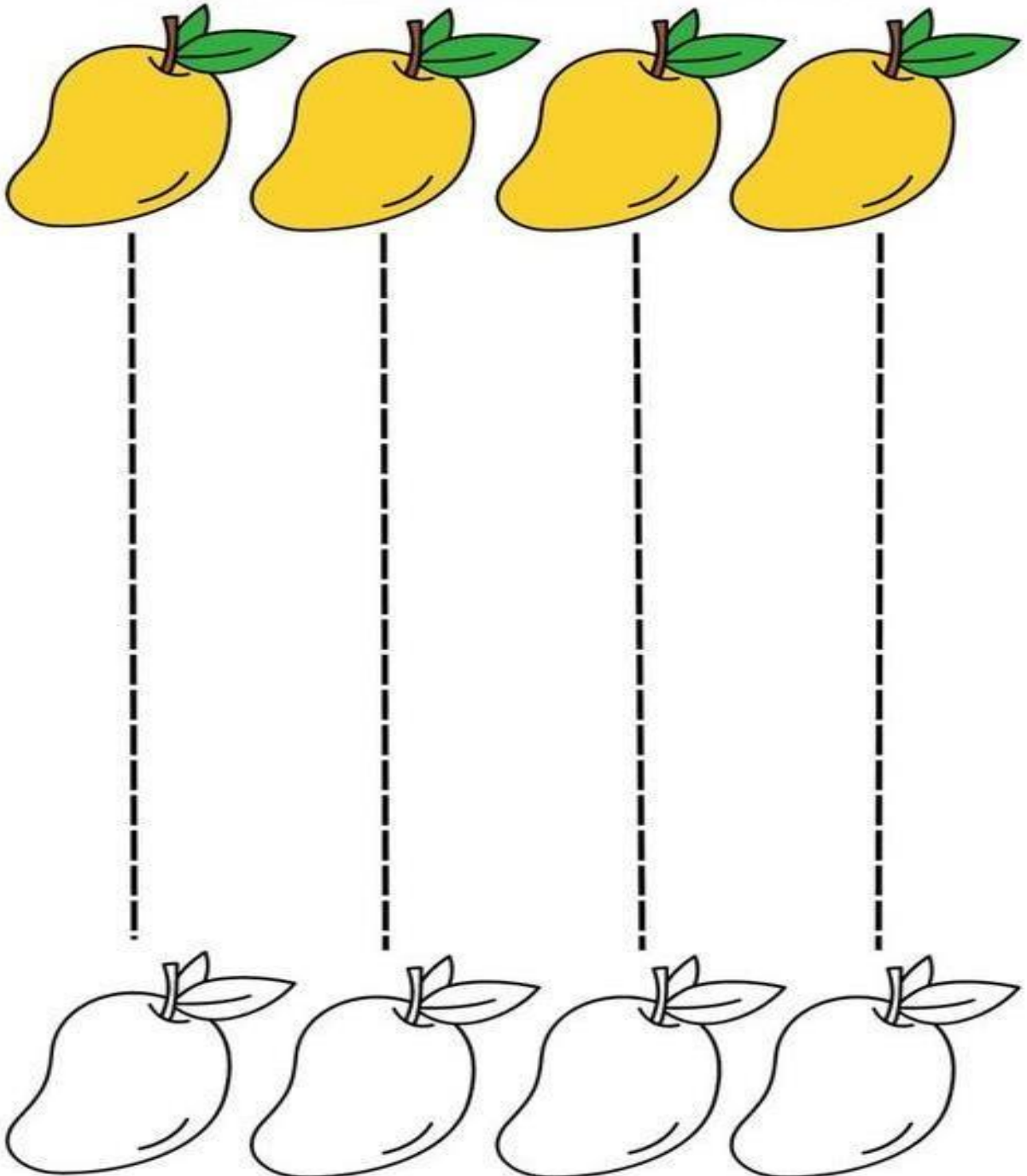


Name: _____

Class: Pre School _____

STANDING LINE

Trace the line (from top to bottom)
Colour the mangoes.







Name: _____

Class: Pre School _____

STANDING LINE

Trace the line (from top to bottom) and colour the-circles.



Name: _____

Class: Pre School _____

STANDING LINE













Trace the line (from top to bottom).



Name: _____

Class: Pre School _____

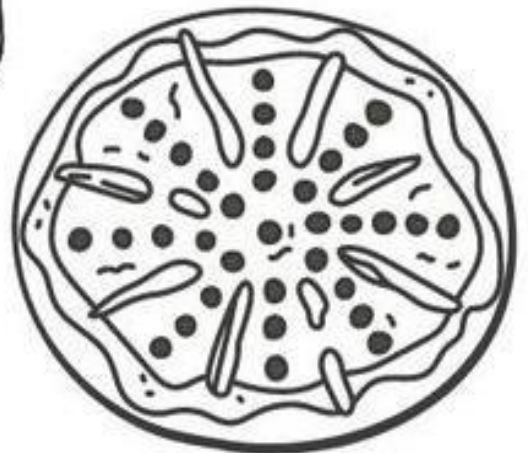


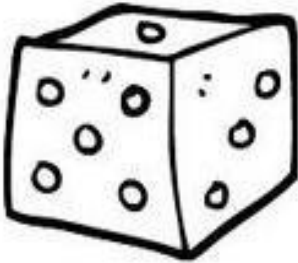
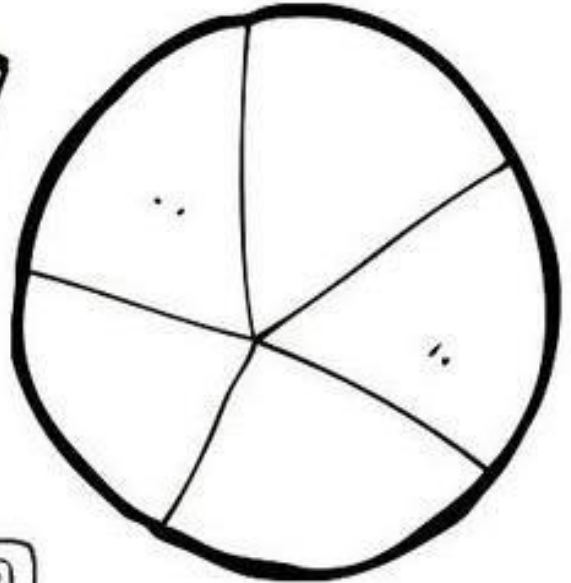

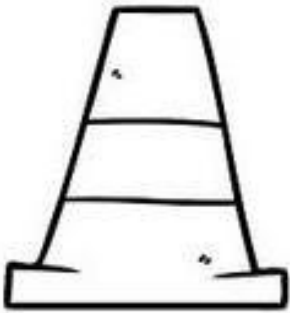
Look at each pattern. Complete the pattern and colour the fish accordingly.

Name: _____

Class: Pre School _____









Colour the objects that are circular in shape.



Name: _____

Class: Pre School _____

Trace the line and colour the circles.

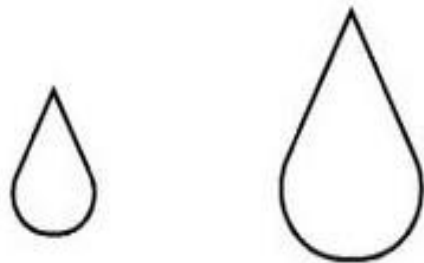



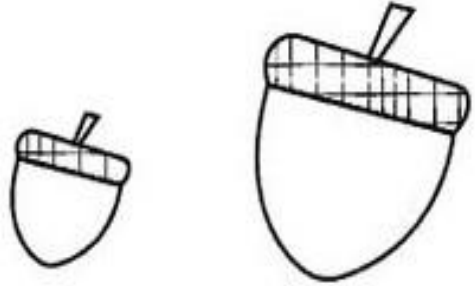
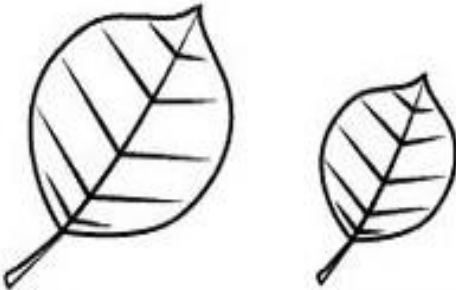




Name: _____

Class: Pre School _____

BIG AND SMALL

Circle the object that is big in each box.






Name: _____

Class: Pre School _____

BIG AND SMALL

Colour the big object using red colour and small objects with yellow colour in each box.

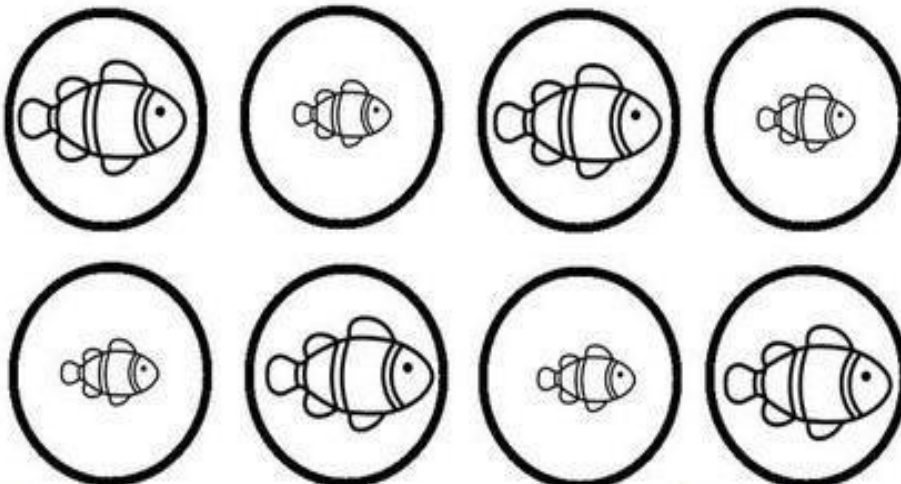


Name: _____

Class: Pre School _____

BIG AND SMALL

Colour the fish. Cut them and paste the BIG /SMALL fish in the aquarium



THANK YOU