

Happy Holiday



"Enjoy holiday time with your family"



PRE-PRIMARY



S.L.SURI D.A.V.SR. SEC PUBLIC SCHOOL
JANAKPURI

HOLIDAYS HOMEWORK 2024-25
CLASS –PRE PRIMARY

ENGLISH- Make flash cards of vowels sound words on A-3 size sheets. One vowel word on each card along with their picture eg.bat,car,pen ,net etc.

HINDI-Flash card of varnmala

Roll No. 1 to 4 क वर्ग

Roll No. 5 to 8 च वर्ग

Roll No. 9 to12 ट वर्ग

Roll No. 13 to 18 प वर्ग

Roll No. 19 to 26 थ वर्ग

All to be done on A3 size sheets

Manure making and kitchen garden activity-

For manure making –Take any old water container,start collecting the peels of vegetables, fruits etc. in that container and observe it till it starts becoming manure. It is a time taking process and that is what nature teaches us to be patient.Use this manure in your plants grown at home.

Kitchen garden- Find colourful waste jars, pots,bottles etc. and fill them with good quality soil.


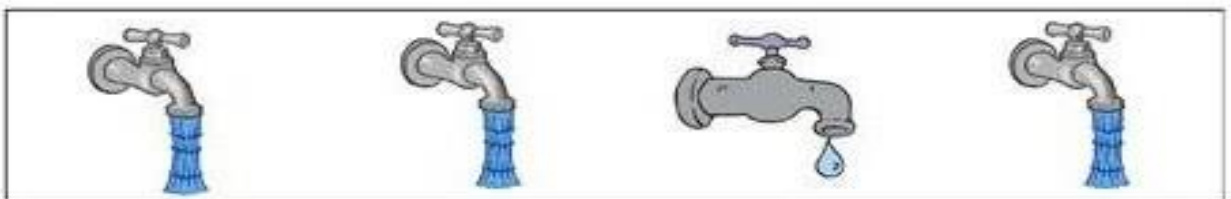

Sow the seeds of pulses,fruit available in your kitchen eg. tomato, chilli, cucumber, lemon, mango, coriander, mint etc. Keep them in proper sunlight, water them daily and observe their growth time to time.Make sure you click your pictures while performing these activities.

Kindly note : All the following worksheets to be done and kept in the folder maintained.

Name: _____

Class : Pre Primary _____


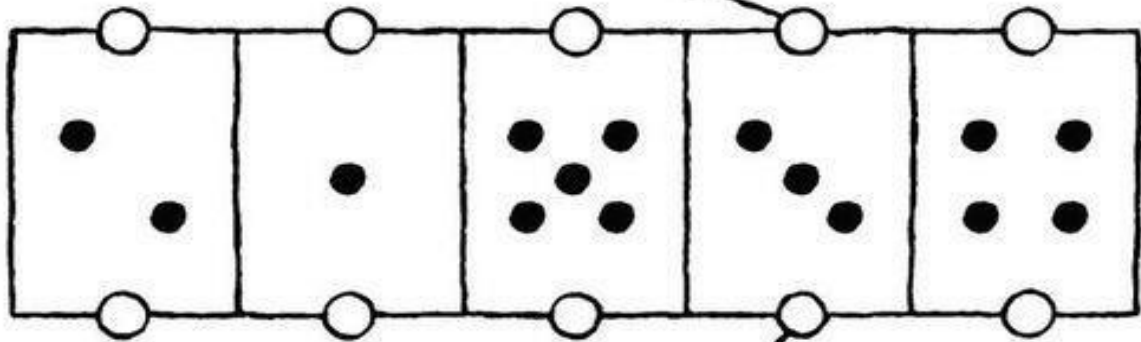

Find the odd one in the group



Name: _____

Class : Pre Primary _____





Match the number with the quantity.



Name: _____

Class: : Pre Primary _____

Fill in the missing numbers.



Name: _____

Class: : Pre Primary _____

सही स्वर पर गोला लगायें



आ इ उ



अ ई ऊ



उ अ इ



अ ई आ



ऊ आ ई

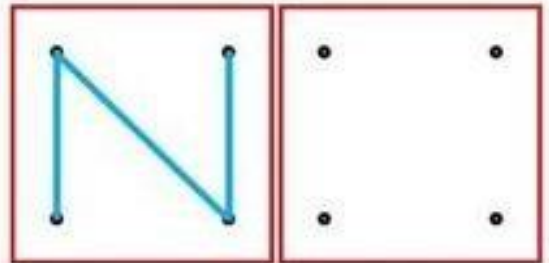
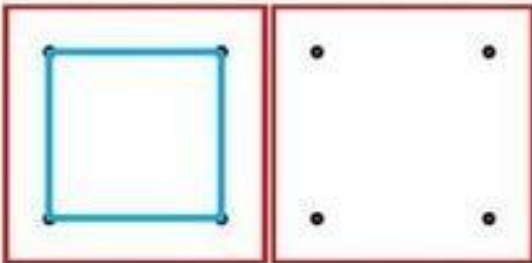
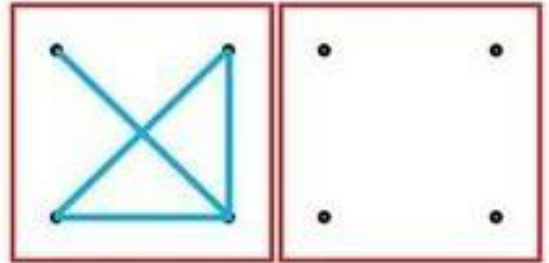
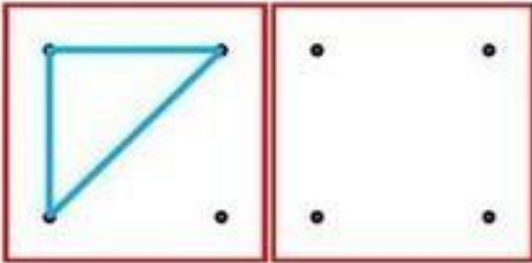
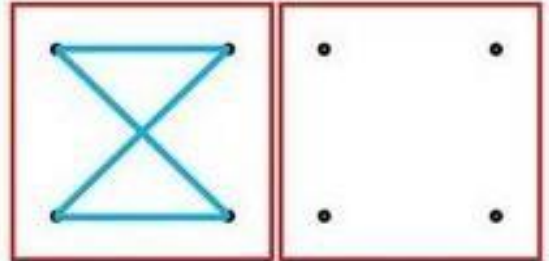
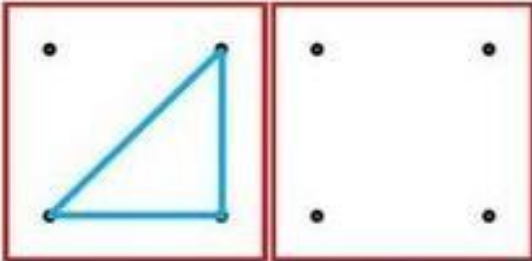
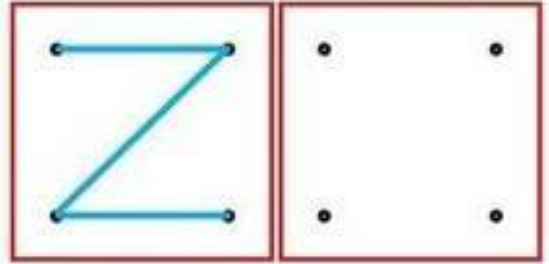
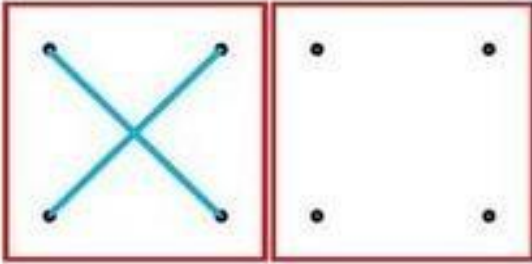
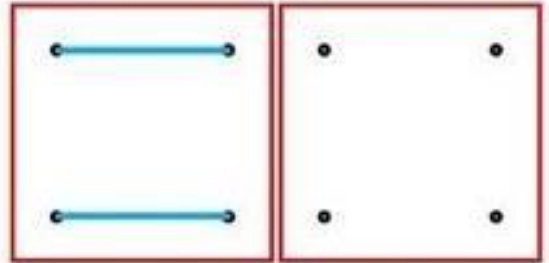
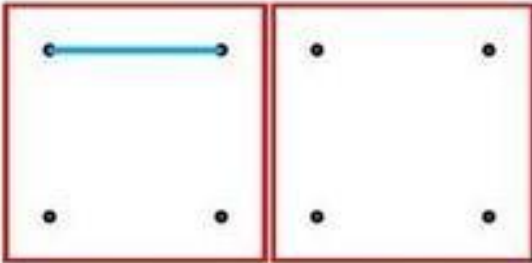


आ इ उ

Name: _____

Class: : Pre Primary _____

































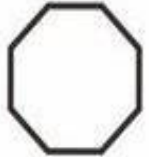


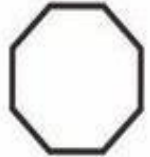
Follow the pattern and join the dots.




Name: _____

Class : : Pre Primary _____

Colour the shape that comes next.

Colour the candies as per the 'colour code key' given below. Count and write how many candies you see of each colour.



1- blue

2- red


3- yellow

4- green

5- purple

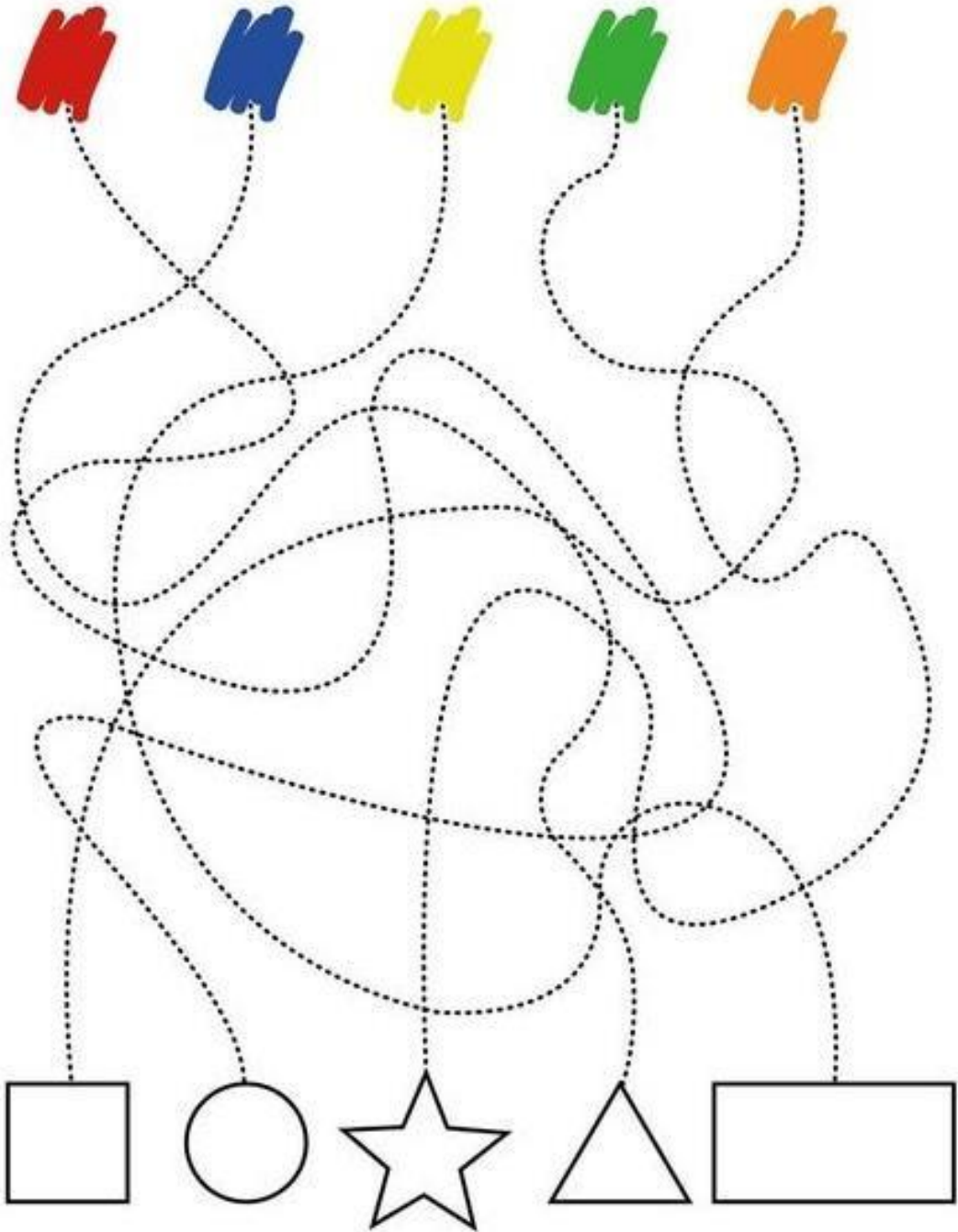
6- orange

How Many?



















SHAPE MAZE

Trace on the dotted line from the colour to the shape using the same colour. Fill in the same colour in the shape outline given below.



SUMMER PATTERNS

Draw the picture to complete the pattern.

EARBUD PAINTING

Dab the cotton head / earbud into the paint and then give impression in the picture.

