

Class II

Holidays Homework

- SOME OF THE BEST MEMORIES ARE CREATED IN SUMMER HOLIDAYS!

This summer, let's do something productive, informative and creative.

FOLLOW THE 3R's

- * Take a coconut shell and plant a sapling in it. Water it daily and watch it grow.

SAVE EVERY PENNY

- * Create a piggy bank using waste material like shoe box etc., decorate it, paint it and save your pennies in it.

DANGAL IN JUNGLE

- * Make face masks of your favourite wild animal and water animal. On a colourful sheet, write hidden facts about these animals.

CRAZY-e-CRAFT

- * Make an attractive poster on the given topics as per your names-
- * Good Habits- Samar, Harman, Sachit, Viti , Samyukta
- * Healthy vs Junk Food- Hitvi, Viraj, Amaria, Jyotiraditya
- * Balanced Diet - Bhavya, Sehaj, Tanya, Ahmad, Prerna
- * Clothes and its types - Simran, Riyansh Kataria, Kairav, Jiyansh, Manvi
- * Weather and Seasons- Drishik, Aadvik Rai, Advit Rajliwal, Saanvi, Aditya Seth
- * Types of Houses - Aayat, Siddhant, Ranveer, Digamjot, Rachi
- * Plants: A Blessing - Janvika, Kavyansh, Ruhi, Shambhavi, Ruhi
- * *Animals: Our Friends - Soumik, Riyansh Sehrawat, Avni, Shanaya, Hitika
- * Save Water- Aarav Sharma, Aditya Dhyani, Arav Raj, Anant

ENHANCE YOUR SKILLS

- Take a separate notebook and do a page of handwriting (20 pages each) in English and Hindi.
- Read any 5 Panchtantra stories. Select any two stories and in a scrap book, do as directed -
 1. New Words - Write 10 new words from each story.
 2. Summary of the story in your own words
 3. 5 sentences on 'My Favourite Character' from the story.
 4. Depict the story using pictures.
- Learn and write tables from 2 to 12 in a thin notebook.
- Do the worksheets attached.

वचन बदलिए

बिल्ली	-	<input type="text"/>
कहानी	-	<input type="text"/>
थैला	-	<input type="text"/>
कविता	-	<input type="text"/>
वस्तु	-	<input type="text"/>
गुड़िया	-	<input type="text"/>
जाति	-	<input type="text"/>
पंक्ति	-	<input type="text"/>
मुर्गा	-	<input type="text"/>
कुर्ता	-	<input type="text"/>

जातियाँ

पंक्तियाँ

मुर्गे

गुड़ियाँ

कहानियाँ

बिल्लियाँ

कुर्ते

वस्तुएँ



कविताएँ

थैले



प्रश्न 3- चित्रों की सहायता से कहानी पूरी कीजिए।

एक  और एक  बहुत अच्छे

मित्र थे। एक बार दोनों को बहुत तेज़ भूख लगी। उन्होंने देखा कि

एक  पर बहुत से आम लगे थे। यह देख कर वे दोनों बहुत खुश हुए। वह आम खाने ही वाले थे कि उन्हें एक 


..... की दहाड़ सुनाई दी। दोनों बुरी तरह घबरा गए। अचानक

 को अपने दोस्त  की

याद आई। वह ज़ोर-ज़ोर से उसे पुकारने लगा। वह अपने साथ

....., , और  

को भी ले आया। इतने जानवरों को एक साथ देखकर

 बुरी तरह डर गया और वहाँ से भाग गया।

सारे जानवरों ने मिलकर मीठे- मीठे आम खाए।

There is / There are

Read and choose the correct option

1. There **is** / **are** a banana.




2. There **is** / **are** three birds.

3. There **is** / **are** one car.




4. There **is** / **are** two oranges.

5. There **is** / **are** five lemons.



6. There **is** / **are** one cow.

7. There **is** / **are** four frogs.



8. There **is** / **are** three horses.

9. There **is** / **are** a kite.



10. There **is** / **are** two lamps.



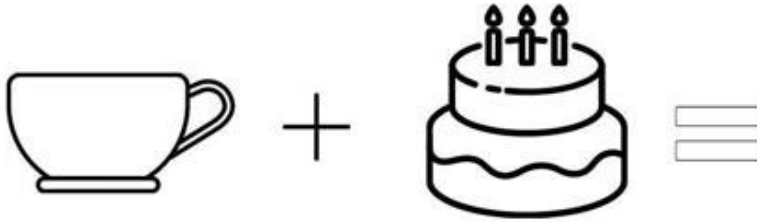
Circle The Rhyming Words

fun	top	ten	hat	sun
top	fit	pop	mob	set
cat	tin	rat	nut	bun
tin	sail	cat	pin	road
vet	cat	set	pop	bit
fog	dog	bed	man	sat
cow	fee	dog	how	ran
mad	lip	top	how	sad

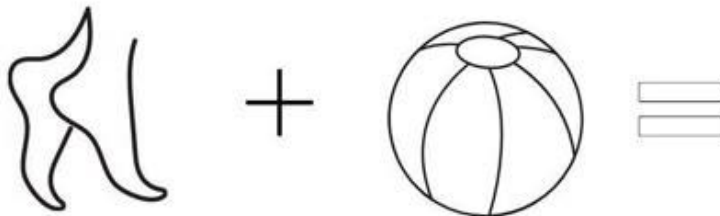
Compound Words

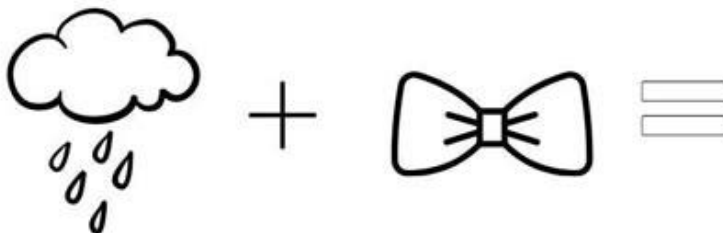



Use the pictures to help you to create a compound word.











Ordering Sounds

Unscramble the 3 letter words by sounding them out.

Take clue from the picture.



u n s

— — —



a b t

— — —



t a c

— — —



p t o

— — —



p u c

— — —



n p e

— — —



a t r

— — —



x b o

— — —



i p l

— — —



r a e

— — —

Opposite words



Draw a line to match the word on the left to its opposite.

wet ●

● slow

hot ●

● many

long ●

● hard

fast ●

● dry

dark ●

● bright

soft ●

● short

smooth ●

● old

young ●

● rough

few ●

● cold




Math Worksheet # 1




Answer the following questions:




1. Which number comes after 77?
2. Which number comes in between 59 and 61?
3. What number comes before 90?
4. How many ones are there in 96?
5. Which number comes after 86?
6. How many tens are there in 83?
7. 5 tens and 8 ones makes the number
8. How many tens are in 72?
9. How many ones are in 50?
10. 80 and 1 makes the number
11. Which number comes in between 78 and 80?
12. How many tens are in 45?
13. Which number is formed by 60 and 5 ?
14. Which number comes after 99?
15. Which number comes before 61?




Write the following in expanded form and name them.

182 =  +  +  = One hundred eighty two.




212 =  +  +  = _____


687 =  +  +  = _____




374 =  +  +  = _____




465 =  +  +  = _____




893 =  +  +  = _____




749 =  +  +  = _____

524 =  +  +  = _____

964 =  +  +  = _____

999 =  +  +  = _____

450 =  +  +  = _____

309 =  +  +  = _____