




SL SURI DAV PUBLIC
SCHOOL, JANAKPURI,
NEW- DELHI-58
CLASS-1
SUMMER HOLIDAYS H.W
SESSION :2025-26



Summer Holidays Homework, Session: 2025-26

Class – I



Dear Students

WOW! Summer Break is here!!!

Let's cheer for the 3R's- Rejuvenation, Relaxation and Rebonding

Let's Practice the 3P's-Practice, Polish and Perfect our Concepts

Hope you are keeping well and safe!

The long-awaited summer break is finally here! We are sure this summer break will not only help you to sharpen your skills further but also to have fun and frolic with your family members. The Summer Assignment has been designed, keeping in mind to offer you an experiential learning, ideas, activities and an opportunity for you and your family to spend exciting time together. We hope you will enjoy!

Dear Parents,

Summer vacation is every child's favourite time of the year as they can do all the things they enjoy during these days.

Children get a chance to learn new hobbies and spend more time with their friends.

Embracing the cheerful news of summer break, to keep the students busy and channelize their energy in proper direction, assignments of all subjects have been designed for students. Facilitate your ward to attempt the assignments creatively and independently as it will help them to elevate their skills and spend their vacation ingeniously. Let your children explore the world through their favourite books/stories and share them with their siblings/parents/grandparents.

Enjoy your vacation!!!

Summer Vacation Assignments 2025-26

Class – I

English:

- Read and revise Lessons 1 to 5.
- Read and Learn Poem – One Thing at A Time from My English Reader.
- Learn the rhymes(Attached)
- Prepare 6-7 lines on “Myself” (Oral).
- Do the worksheets (Attached).

- **English Moral Stories** – To inculcate moral values, encourage the child to watch the moral stories. We are sharing few links for the reference:

https://youtu.be/L8_ZwBGntBw

<https://youtu.be/Xtp0CMb3afQ>

- **English Songs-** To enhance the listening skills and to enrich the vocabulary, children can enjoy and listen to the rhymes and songs. We are sharing few links for the reference:

<https://youtu.be/71hqRT9U0wg>

https://youtu.be/e_04ZrNroTo

- Give at least ten dictations related to the sound blends-“ee”, “oo”, “ll” in “HOLIDAYS HOMEWORK” notebook.
- Give practice of handwriting regularly. Encourage the child to write neatly and legibly in proper lines. Give practice in holidays homework notebook.

Hindi :

- *भाषा माधुरी पुस्तक से 2-5 पाठ पढ़ने का अभ्यास करें।
- *दी गई कविताओं को सस्वर याद करें।
- *आ, इ, ई मात्रा के नए शब्दों को पढ़ने व लिखने का अभ्यास करें।
- *साथ दिए गए **कार्यभास** करें।

MATHEMATICS:

- 1) Learn “REVERSE COUNTING” from 20 to 1.
- 2) Draw different objects in your scrap file with the help of numbers from 1 to 10, kindly refer the given picture.



- 3) Practice missing numbers, after, before and between.
- 4) Practice addition of single digit sums.
- 5) Make small abacus with the help of different material available at your home. Kindly refer the given image and show your creativity.

Show the number given above on abacus with the help of small beads.



33

ACTIVITY: Making of “JIGSAW PUZZLES”

(see the picture given below)



PICTURE-1



PICTURE-2

Please see the picture 1 and picture 2 and follow the steps for making the puzzle:

- ✓ **STEP-1**: Take a coloured printout (A4size) or draw the picture (given in picture 1) on A-4 size sheet and colour it.
 - ✓ **STEP-2**: Now paste this sheet on a cardboard or on a thick sheet.
 - ✓ **STEP-3**: Divide the picture into parts (as per your Roll no) as shown in picture 2.
 - ✓ **STEP-4**: Cut these parts and your puzzle is ready.
- Now, make your own puzzle with 8,16, 32 pieces according to your roll nos.

ROLL NO'S:

1 TO 10 : Cut the above picture in 8 pieces and make 8 pieces puzzle.

11 TO 21: Cut the above picture in 16 pieces and make 16 pieces puzzle.

22 TO 32: Cut the above picture in 32 pieces and make 32 pieces puzzle.

E.V.S:

- Read and learn L-1, 2&3 of My Living World.
- Do worksheets (Attached).
- Do the activities mentioned below.



ACTIVITY 1.

- Make a collage on **healthy food/junk food** in the scrap file.

ACTIVITY 2.

- Prepare your own “PERSONAL HYGIENE KIT” and develop a habit of using it. [Using paper soap, hand sanitizer, napkin, Band-Aid etc.]



ACTIVITY 3.

- Use waste material to make medium size dustbin to keep your surroundings clean and decorate it also.
- ❖ Take any old cardboard box.
- ❖ Cover it with the paper of your choice.
- ❖ Decorate it. Label it – “USE- ME”



ACTIVITY 4.

- Paste labels of different things you use to keep your body clean in the Scrap file (e.g. label of soap, toothpaste, shampoo, oil etc.)

ACTIVITY 5.

➤ **WORLD BICYCLE DAY (3rd JUNE' 2025)**

We celebrate world bicycle day on 3rd JUNE every year. The designated theme is “Promoting health, equity and sustainability through cycling”. A bicycle is a simple affordable, reliable, and environmentally fit sustainable means of transport.

Motivate your child to cycle everyday under



your supervision.

Click the picture and paste it in your child's scrap file and also share with class teacher.

ACTIVITY 6

➤ WORLD ENVIRONMENT DAY (5TH JUNE' 2025)

Gardening is beneficial to the environment. Trees and plants reduce carbon dioxide and increase oxygen which significantly improves the air quality, which in turn also benefits our health. Considering all the benefits of gardening, we have planned an



activity "**Create Bottled Hanging Garden**" for this special day.


Materials:

- 2 litre empty plastic bottles
- Scissors
- Clothesline rope, twine, or wire
- Washers (2 per bottle if rope or wire is chosen)
- Soil and seedlings (herbs, vegetables, or other plants)

Instructions:

- To secure the bottles, make two holes at the bottom of the cylinder and two at the top of the bottle.
- Make a small hole in the bottom of the bottle.
- Now thread the string through a hole and pull out through the other.
- Cut out a rectangle (under the supervision of elders).
- Fill the bottle with the soil and plant seeds.

See the pictures below for reference:



Click your picture of this activity and paste it in your scrap file.

ACTIVITY 7

FATHER'S DAY (18TH JUNE' 2025)

Father's Day is on third Sunday of June to honour the



importance that a father plays in the family as a protector. This day is dedicated to all the fathers, grandfathers and father figures who stand as a pillar for their family members. So, show your love and gratitude to your father and make him feel special on this Father's Day by making him a 'special drink'. Ingredients for "**REFRESHING WATERMELON MOJITO**":

- Lemon chunks(1/2 lemon)
- Lemon slices (2)
- Watermelon cubes (20-22)
- Fresh mint (15-20 leaves)
- Sugar (1 and half tsp)
- Ice cubes or crushed ice (half glass)
- Plain soda (1/3 glass)
- Muddler or rolling pin

Steps:

- Put lemon chunks in a glass.
- Add 15-20 watermelon cubes.
- Add fresh mint leaves.
- Add sugar.
- Now muddle the mixture.
- Add ice cubes or crushed ice.
- Add 2 fresh lime slices and 2-3 mint leaves in it.
- Add a few watermelon cubes.
- Add plain soda and stir it.
- Serve immediately.

For further help you can also visit:

<https://youtu.be/2zUzILH4To4?si=LbQuODYOEjgv3r3s>



Click a picture serving your father this refreshing mojito and paste it in your scrap file.

ACTIVITY 8

YOGA INTERNATIONAL DAY(21STJUNE' 2025)

International Yoga Day is celebrated annually on 21st June to spread awareness on the importance of yoga and its positive impact on people's health.



The UN has designated 2025 as the international year of Camelids. So, for our students we have planned a fun yoga activity through a story "ALAN THE CAMEL" a cosmic kid's yoga. This



story is based on a camel and some other animals who will be telling us the importance of telling the truth and respecting other people's property.

For further help you can also visit

<https://youtu.be/QuL3lhsU1Bs?si=YanLVCTYBLXBGdr7>

Click your pictures and paste them in your scrap files.

NAITIK SHIKSHA:

“HAPPINESS IS FOUND ONLY WHEN HELPING OTHERS”

Spend a day with those people who are really in need of food. Help them by giving any eatables to them and click a picture with them and paste it in scrap file.

G.K : MAKE CUT-OUTS (AS PER YOUR ROLL NO) ON A3 SIZE sheet, COLOUR THEM BEAUTIFULLY AND DECORATE THEM USING YOUR OWN CREATIVITY.

ROLL NO'S

TOPICS

- (01-05) : ANY 1 DOMESTIC + 1 WILD ANIMAL
- (06-10) : ANY 2 COMMUNITY HELPER
- (11-15) : ANY 1 INDOOR + 1 OUTDOOR GAME
- (16-20) : ANY 1 ROADWAYS+ 1 WATERWAYS/AIRWAYS
- (21-32) : THINGS WE GET FROM PLANTS

ART & CRAFT:



- Make beautiful paper mask of any 2 animals or birds. Decorate it using your own creativity.
- STEP-BY STEP BOOK: Complete page no 7 to 9,12,13,15,17,18.


Dear Parents,

Kindly note:

- 1) All work will be done in Holidays Homework notebook or Scrap file as mentioned along with the activity.
- 2) We will be sharing pdf of worksheets (related to different subjects) to be done by the students.
- 3) After reopening of school, we will share a schedule to submit the homework, so send it accordingly with your ward.
- 4) All the homework done by your ward will be graded.



- Make your own beautiful face and learn 5-6 lines on “MYSELF “for the speaking skill activity to be held after the vacations.




Name _____ Date _____

FOLLOWING DIRECTION

Worksheet

Look at the picture and follow the direction below it.



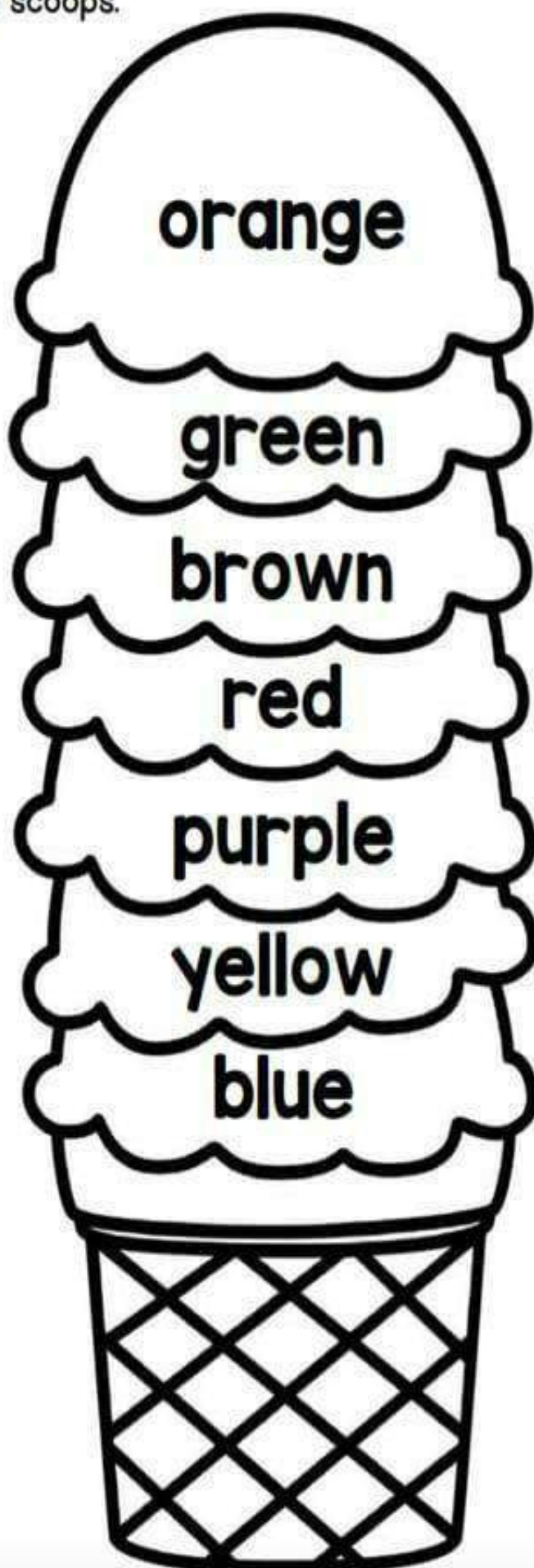
1. Write letter E on the elephant!
2. Color the elephant pink!
3. Draw face on the clouds!
4. Color the sun yellow!
5. Color the leaves green and the wood brown!
6. Color the sky blue!
7. Give the elephant name and write it under the elephant!
8. Color the rocks and the ground!

Name: _____

Colorful Ice Cream Scoops

Directions: Read the color words on the ice cream scoops.

Color the scoops.



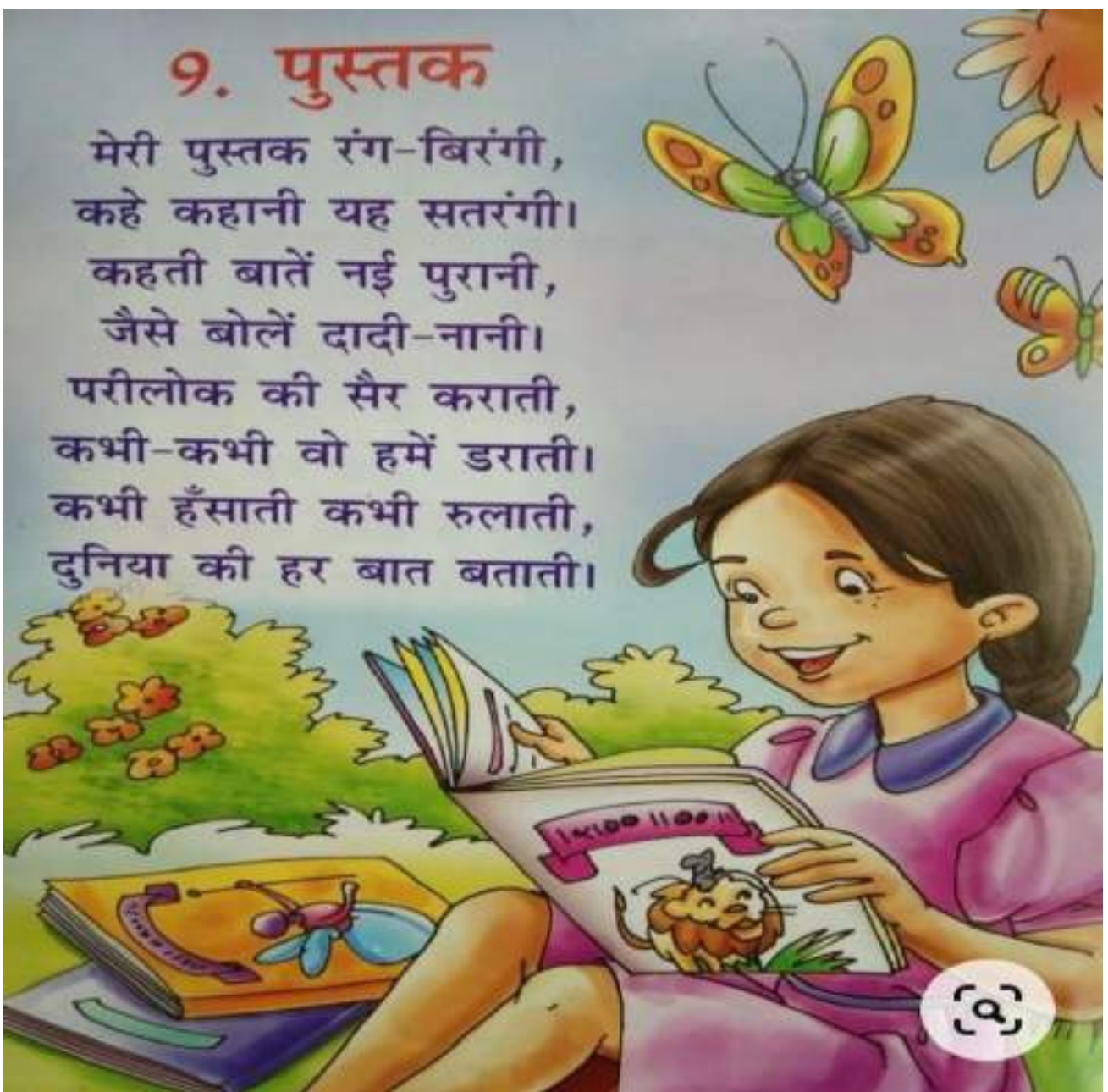
मकड़ी रानी

मकड़ी रानी, मकड़ी रानी
बतलाओ तो प्रश्न हमारा
कैसे तुमने जाल बुना है
इतना सुंदर इतना प्यारा।
जिससे जाल बुना वह धागा
भला कहाँ से लाती हो?
बुननेवाली जो मशीन है
वह भी कहाँ छिपाती हो?
एक विनती तुमसे मेरी
है छोटी-सी सुनो ज़रा
मैं पतंग का धागा दे दूँ
मेरे कपड़े बुनो ज़रा।



9. पुस्तक

मेरी पुस्तक रंग-बिरंगी,
कहे कहानी यह सतरंगी।
कहती बातें नई पुरानी,
जैसे बोलें दादी-नानी।
परीलोक की सैर कराती,
कभी-कभी वो हमें डराती।
कभी हँसाती कभी रुलाती,
दुनिया की हर बात बताती।



मेरा परिचय

मेरा
पसंदीदा
शब्द

“ ”

मेरा जन्मदिनांक



मेरी तस्वीर

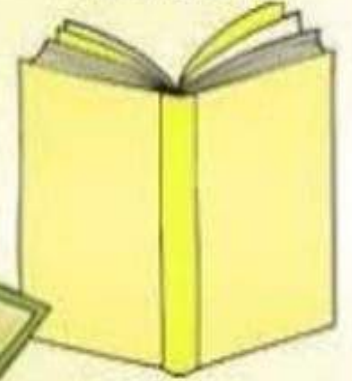
मेरे पसंदीदा जानवर




मेरा पसंदीदा

School

विषय




मेरा पसंदीदा खाना



मुझे किससे खुशी मिलती है




मेरे
दोस्त



मुझे जो भयभीत करता है

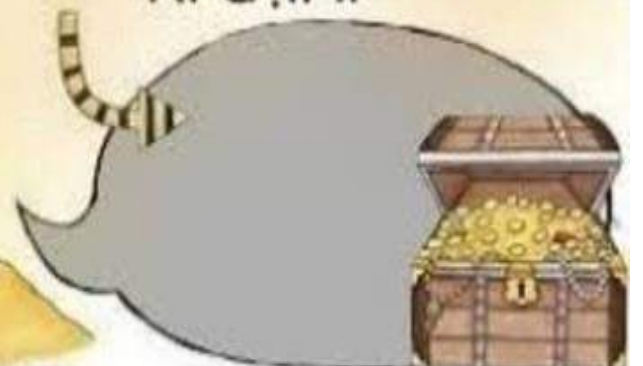


पसंदीदा घूमने
की जगह



अगर मेरे
पास जादू
की छड़ी होती

मेरा खज़ाना



यह विचित्र जानवर कई जानवरों के अंगों से मिलकर बना है।
पहचानकर उनके नाम बताओ।



.....

.....

.....

.....

S.L.S.D.A.V. PUBLIC SCHOOL
MATHEMATICS WORKSHEET

CLASS – I

NAME - _____

DATE - _____


Write each missing number.

1		3		5
6		8		10
11		13		15
16		18		20
21		23		25
26		28		30

NAME - _____

DATE - _____

Q-1. Join the dots and colour the picture






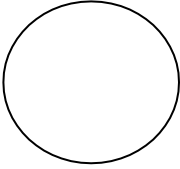
S.L.S.D.A.V. PUBLIC SCHOOL
MATHEMATICS WORKSHEET




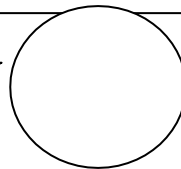
CLASS – I

NAME- _____

DATE - _____

Q-1 There are two numbers in each box . Put the smaller number inside the star and greater number inside the circle.

15,8		
12,10		

20, 11		
16, 15		

Count backward and fill in the missing boxes.

1)

16	15	14		12	11		9
----	----	----	--	----	----	--	---

2)

18		16	15		13	12	
----	--	----	----	--	----	----	--

3)

20	19		17	16		14	
----	----	--	----	----	--	----	--

4)

19	18	17		15	14		12
----	----	----	--	----	----	--	----

5)

17	16		14		12		10
----	----	--	----	--	----	--	----

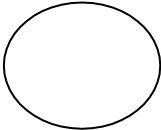

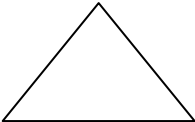

6)

15		13	12		10		8
----	--	----	----	--	----	--	---

S.L.S.D.A.V. PUBLIC SCHOOL
MATHEMATICS WORKSHEET

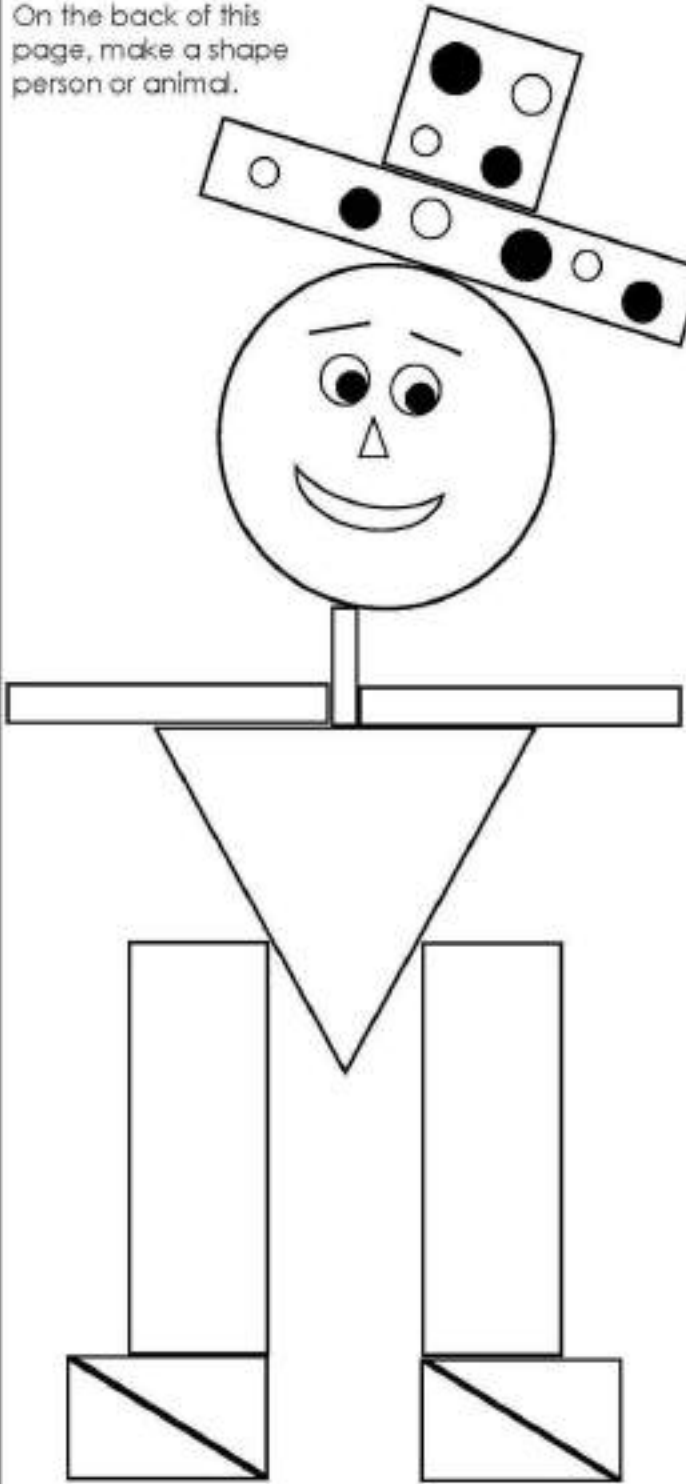
CLASS – I

HELP BOX-

CIRCLE-		SQUARE-	
TRIANGLE-		RECTANGLE-	

Name: _____

On the back of this page, make a shape person or animal.



My hat has:

_____ circles

_____ rectangles

_____ squares

_____ triangles

My face has:

_____ circles

_____ triangles

_____ squares

My arms are:

My body is a:

My legs are:

My feet are:

<http://math.about.com>

DATE - _____

NAMES OF FRUITS	NO. OF LETTERS IN EACH WORD	NUMBER NAMES
APPLE	5	FIVE
BANANA		
STRAWBERRY		
CUSTARD APPLE		
RASPBERRIES		
MUSK MELON		
KIWI		
AVOCADOS		
WATER MELON		

Number Name

Add and write the number name. The first one is done for you.

1.	Six	+	Five	=Eleven.....
2.	Six	+	One	=
3.	One	+	One	=
4.	Five	+	Four	=
5.	Nine	+	Nine	=
6.	Ten	+	Eight	=
7.	Eight	+	Four	=
8.	Ten	+	Five	=

Fill in the blanks:

1. _____ helps us to see different objects.
2. Ear helps us to _____ different sounds.
3. _____ helps us to feel different things.
4. We use _____ to wipe our body.
5. We must wash our hands with _____ and water.

Identify the given picture and write the name in the given space



1. _____



2. _____



3. _____



4. _____



5. _____

S.L.S.D.A.V PUBLIC SCHOOL

DATE _____ EVS Activity worksheet NAME _____

Q1. Paste or draw pictures of each in the given column.

<u>EGG, FISH & MEAT</u>	<u>FRUITS & VEGETABLES(ANY 5)</u>

DATE _____

EVS Activity worksheet

NAME _____

Circle the word that matches the pictures



hear fear ear dear

Eye lie bye tie

dose rose nose horse

band land sand hand


Look at the pictures and write down the names of the body part being used :



Rita is holding a pencil with her _____



Rohan is smelling the flower with his _____



Rohan is holding the book with his _____